

Pradhan Mantri Awas Yojana (PMAY-U)



Proposal for New 85 projects under Vertical III & IV and Annual Capacity Building Plan for the Year 2019 - 2020

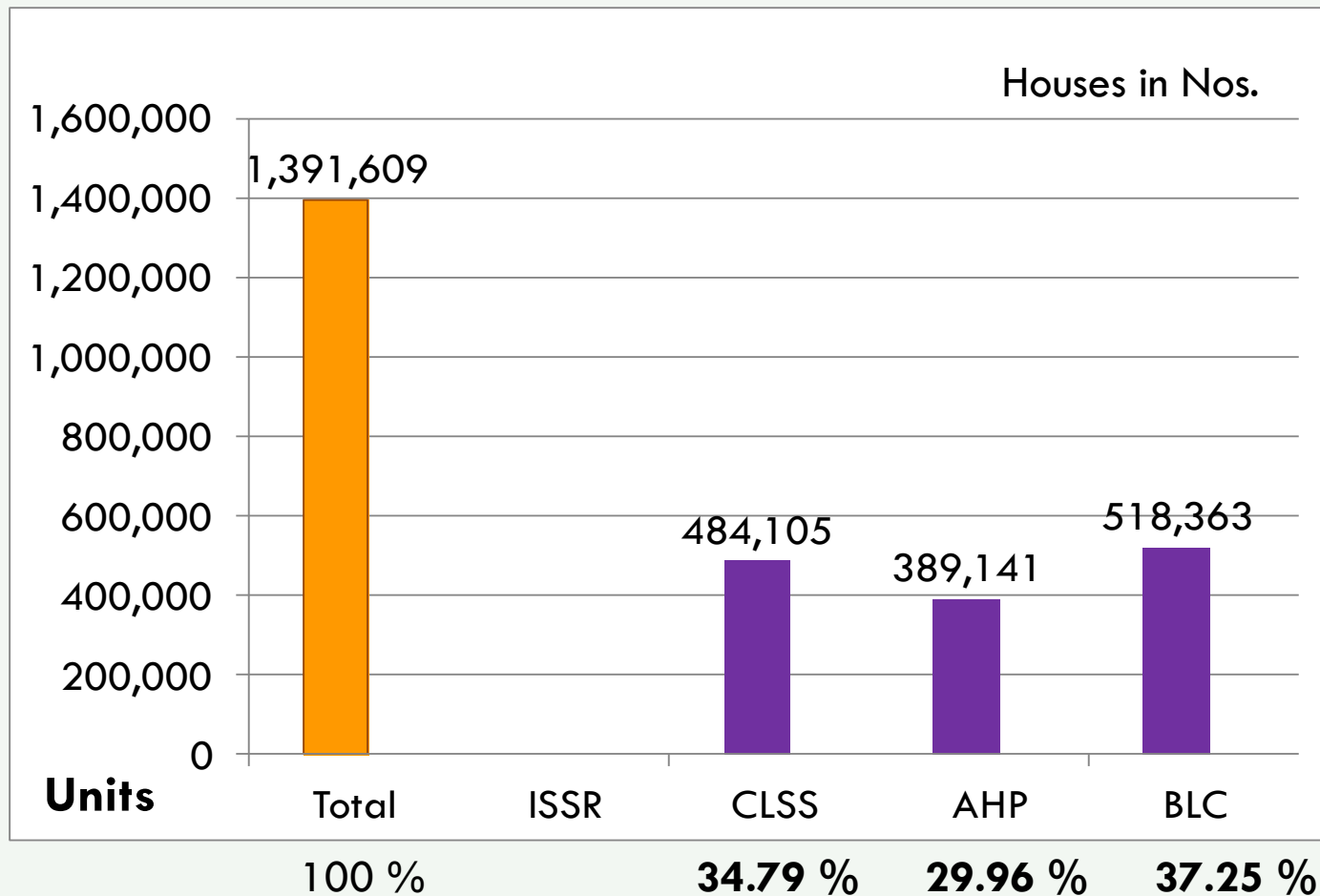
Presented to 44th CSMC meeting on 28.06.2019



Government of Tamil Nadu

SLNA - Tamil Nadu Slum Clearance Board

Housing requirement assessed under the Four Verticals in 666 Cities/Towns

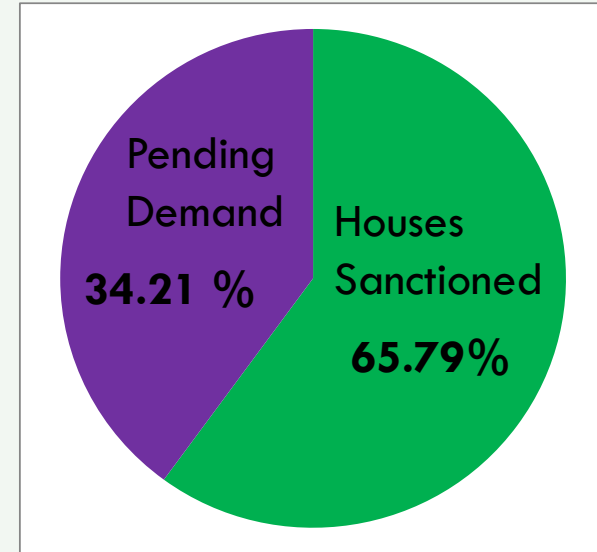
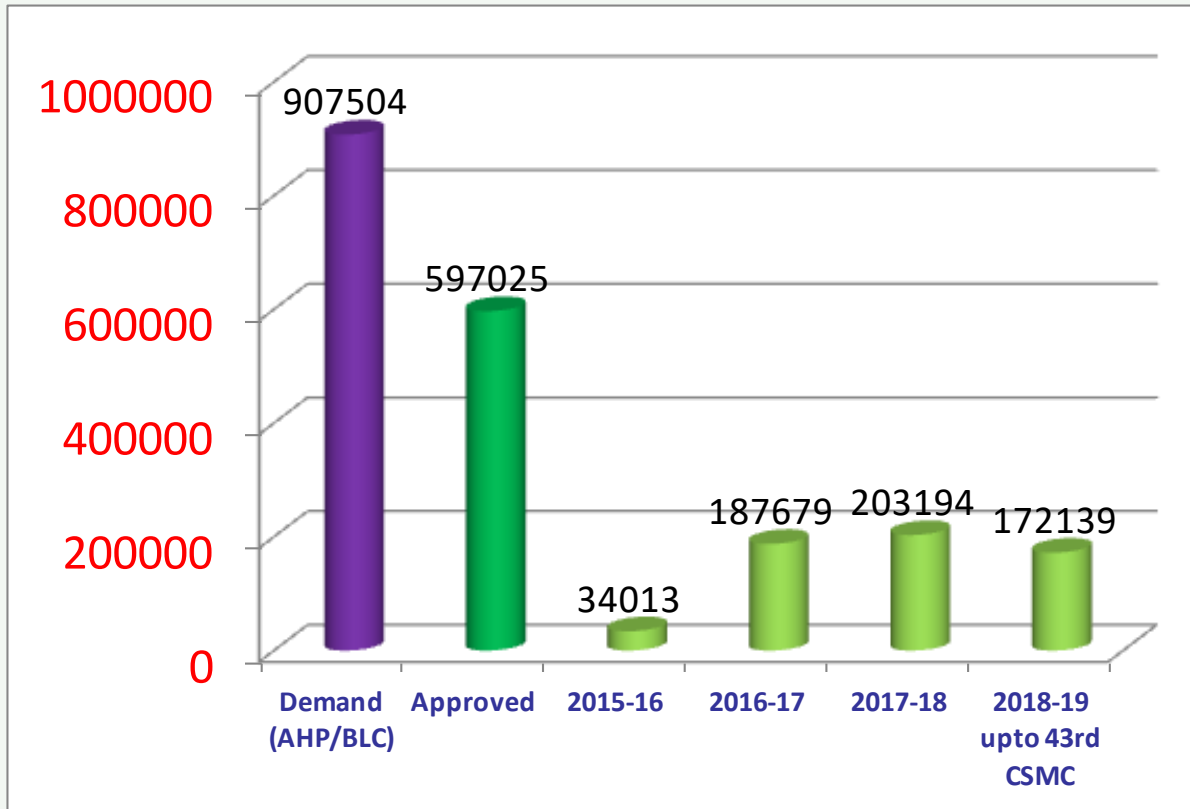


Source: ULB Survey, Common Service Centre (CSC) & Online/Citizen

- ❖ HFAPoAs for 666 cities /Towns have been submitted to Gol .
- ❖ 429 HFAPoAs have been approved, balance approval awaited.

Houses Sanctioned under AHP & BLC (from 08.12.2015)

Houses in Nos.



Demand under	
AHP	- 3,89,141
BLC	- 5,18,363
Total	- 9,07,504

Total Units sanctioned under AHP & BLC : 5,97,025

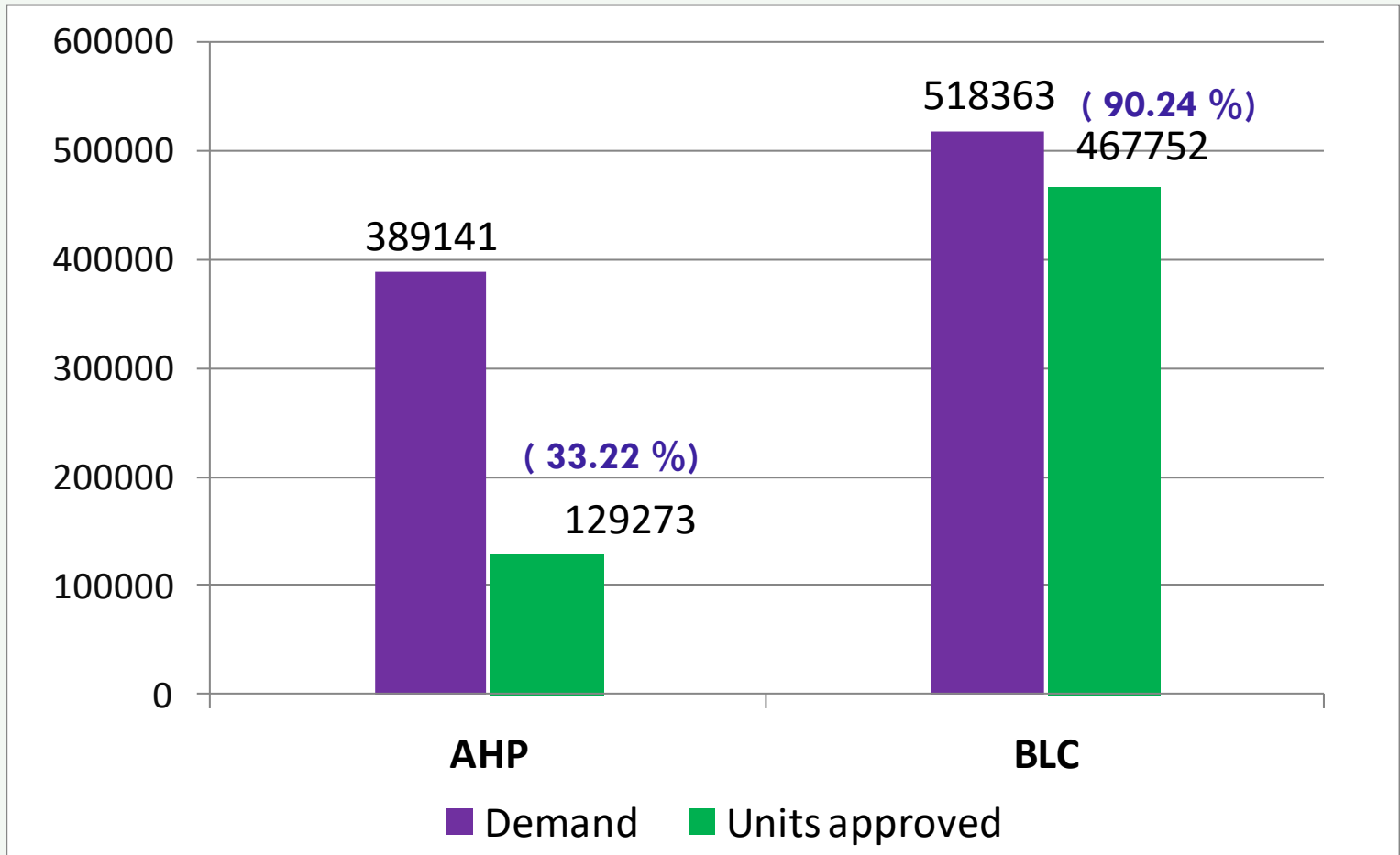
Details of the Projects Approved so far

Rs.in Crore

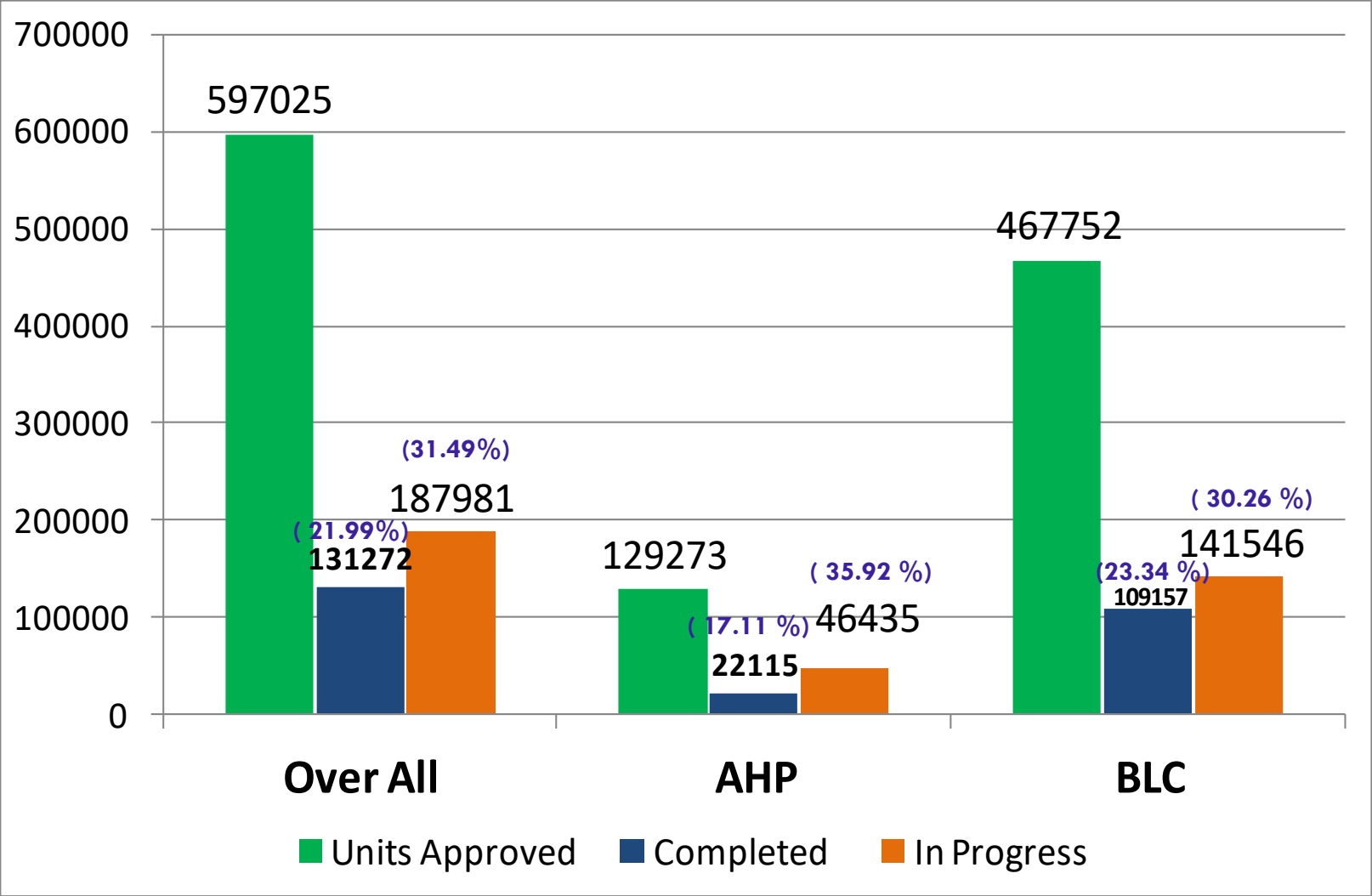
Vertical	No of Projects	No. of tenements / houses	Project cost	GOI Grant	GoTn Grant	Institutional share/TDR	Beneficiaries share
AHP	259	129273	13391.10	1939.10	7530.12	430.08	3491.75
BLC	2204	467752	14165.84	7016.28	2806.51	0	4343.05
Total	2463	597025	27556.92	8955.38	10336.63	430.08	7834.80

Demand Survey Vs Approval (upto 43rd CSMC)

5



Approval Vs Progress (upto 31.5.2019)



Physical Progress - AHP PROJECTS

No. Of Projects approved	No. Of Units Approved	Completed	In Progress	Tender / Work Order Stage	Tenders to be called for	Estimate Stage
259	129273	22308	47994	31109	29293	36382

Road Map for Completion of 46,435 units (In progress)

- **By October'19** - **6,435 (13.85 %)**
- **By December'19** - **6,037 (13.00%)**
- **By March'20** - **6,037 (13.00%)**
- **By March'21** - **27,926 (60.14%)**

Note:

- **For 8,474 DUs tendering will be called for during July 2019**

Physical Progress - BLC PROJECTS

No. Of Projects	No. Of Units	Work order issued	Grounded	In Progress					Completed
				Foundati on	Plinth	Lintel	Roof	Total	
2204	467752	385846	385846	51,935	-	24,528	38,293	1,14,756	1,56,411

Road Map for Completion of 1,41,546 units in progress

➤ By July'19	-	15,000 (10.60 %)
➤ By September'19	-	17,983 (12.70%)
➤ By December'19	-	17,983 (12.70%)
➤ By March'20	-	17,983 (12.70%)
➤ By March'21	-	72,597 (51.29%)
TOTAL	-	1,415,46 (100 %)

BLC PROJECTS – Building Plan approval Exemption

- The Government of Tamil Nadu has **exempted the approval of building plan** for the construction of houses under BLC (EWS / LIG) as per the Clause 11.4 of PMAY(U) guidelines, vide G.O.(Ms.) No.83 Housing and urban Development (UD4(3)) Department, dated:11.06.2019.

Status of MIS Entries (upto 25.6.2019)

Indicators		Current Status (No.)				
Survey entry made in PMAY-MIS by ULBs (Door to door survey)		90.54 % (8,07,320 / 8,91,682) (Achieved / Target)				
Survey Entry (ULBs + CSC+ Online) Approved in PMAY MIS (%)	Vertical	ISSR	CLSS	AHP	BLC	Total
	Entry	3,17,764	3,60,341	5,06,356	7,41,005	19,25,466
	Validated	20,415	3,61,476	3,68,468	5,74,264	13,24,623
No of Projects approved:		2463 (AHP -259 , BLC -2204)				
No of Projects entered (7A/B/C/D)		2463 (AHP -259 , BLC -2204)				
No of Dwelling Units approved		AHP		BLC		Total
		129,273		4,67,752		5,97,025
Beneficiaries attached (4B form)		32,802 (25.40 %)		4,22,492 (90.30 %)		4,55,294 (76.30 %)
Houses Geo-tagged		1,18,140 (91.38%)		3,25,882 (69.60 %)		4,44,022 (74.30%)
Aadhaar seeded		32,503 (25.10 %)		4,11,220 (87.90 %)		4,43,723 (74.30%)

Details of UCs submitted

(Rs. In Crore)

Sl. No	Vertical	No of Projects	No. of units	Project cost	Gol total Grant	Gol 1 st & 2 nd Installment share Released	UC submitted against 1 st & 2 nd installment Release	UC Submitted date	Eligible share to be Release by Gol against 1 st Installment
1	AHP	259	129273	13391.10	1939.10	453.44	385.45	21.05.2019 (3 rd to 22 nd), 16.05.2019 (27 th ,30 th) 7.05.2019(24 th)	313.44
2.	BLC	2204	467752	14165.84	7016.28	2359.01	1864.02	10.05.2019	794.45
Total		2463	597025	27556.92	8955.38	2812.45	2249.47		1107.89

RAY – Gol has so far released Rs.33.21Cr. against 45.37 Cr. and the balance amount of **Rs.11.16 Cr.** is yet to be released.

Note: In Total Gol have to be release a sum Rs. 1119.05 Crore

JNNURM - Occupancy details

S.No	City/Town	Project title	Project cost	Number of DUs for construction works - under Progress	Reason for delay	Units constructed	Total Occupied DUs in all categories
1	Chennai	Construction of 9936 slum tenements with Infrastructure facilities at Ezhil Nagar, Chennai, Tamilnadu	257.54			9,936	9,936
2	Chennai	Construction of 10452 tenements with infrastructure facilities (Ph-I)at Perumbakkam, Chennai, Tamilnadu	440.61			10,452	10,452
3	Chennai	Construction of 9476 tenements at Perumbakkam (Phase-II),at Chennai, Tamilnadu	374.24	2,418	Slow progress of work by MIS - EPI ltd	7,058	5,485
4	Coimbatore	Construction of 1608 Houses with Infra at Ammankulam in Coimbatore City, Tamilnadu	41.03	-		1,608	1,608

S.No	City/Town	Project title	Project cost	Number of DUs for construction works - under Progress	Reason for delay	Units constructed	Total Occupied DUs in all categories
5	Coimbatore	Construction of 2232 Slum tenements at Ukkadam Sewrage farm at Coimbatore City, Tamilnadu	55.36	-		2,232	2,232
6	Coimbatore	Construction of 9600 Tenements and infrastructure facilities (Phase-III)at Ukkadam, Coimbatore., Tamilnadu	135.68	160	Court case (Land issue)	6,888	6,801
7	Madurai	Construction 1566 Houses with Infrastructure facilities at Rajakkur Periyar Nagar in Madurai, Tamilnadu	39.77	-		1,566	1,566
Total			1,344.22	2,578		39,740	38,080

RAY- Occupancy details

Sl. No	Name of the Project	Total No. of Units	Completed and occupied Units	In progress	Dropped
1	Arivoli Nagar (Relocation), Tiruppur	266	266		
2	Karikalan Street, Trichy	305	305		
3	Thimmarayasamuthiram, Trichy	158	158		
4	Nagammalpuram, Tirunelveli	60	60		
5	Karuvelankundu Street, Tirunelveli	51	49		2
6	Keela Theru + 6 Slums and VOC Nagar (Relocation), Tirunelveli	874	766		98 Toilet & 10 Dus dropped
7	Ceylon Colony (Insitu) and Rajiv Gandhi Nagar (Relocation), Tuticorin	593	591		2
8	Nagamangalam (Relocation), Trichy	144	144		
9	Melapandamangalam, Trichy	189	185		4
10	Gandhi Nagar New and Old Colony, Salem	235	235		
11	Kamaraj Nagar, Salem	122	74	48	
12	Thideer Nagar, Vellore	135	135		
13	Athipattu phase – I, (Relocation) Chennai	1056	1056		
14	Athipattu Phase – II,(Relocation) Chennai	416	416		
15	P.T.Colony, (insitu Redevelopment), Madurai	276	276		
Total		4880	4716	48	116

PROGRESS OF VERTICAL – II (CLSS)

15

Indicators	Current Status (No.)
Total Demand of CLSS	ULB : 2,01,164 CSC : 2,45,986 Online : 36955 } 4,84,105
Total no of Loans Sanctioned	28163 (NHB – 27619 , HUDCO - 544)
Loan Amount	Rs. 5434.58 Cr (NHB – 5343.80 Cr , HUDCO – 90.77 Cr)
Disbursed Amount	Rs. 3891.02 Cr (NHB – 3820.18 Cr , HUDCO – 70.21 Cr)
Subsidy Amount	Rs.493.12 Cr (NHB –482.53 Cr , HUDCO – 10.59 Cr)

BRIEF OF PROJECT PROPOSALS FOR 44TH CSMC

(Rs. Lakhs)

Sl. No	Component	No. of Projects	No of units	Project cost	GoI Share	GoTN Share	Beneficiary Share
1	Vertical IV - BLC	68	10350	26349.00	13174.50	5269.80	7904.70
2	Vertical III - AHP	17	7704	70527.60	11556.00	53928.00	5043.60
Total (BLC + AHP)		85	18054	96876.60	24730.50	59197.80	12948.30

Break up for unit Cost

Verticals	Unit Cost	Central Share	State Share	Beneficiary Share /Cross Subsidy	Completion Time
AHP	8.94-10.90	1.5	7.00	0.44-2.40	1.5 years
BLC	3.00	1.5	0.60	0.90	1 years

Beneficiaries Curtailment and Revised DPRs submitted for approval

1.Revised Cum Curtailment DPRs

SLSMC meeting date	No. of Projects	No. of units approved	No. of Beneficiaries Revised	No. of Beneficiaries to Curtail (Deletion)	No of new proposal submitted in 40 th and 42 nd CSMC
40 th CSMC (27.11.2018)	97	51657	26167	25490	15529 (AHP – 3436, BLC – 12093)
42 nd CSMC (25.01.2019)	98	47262	21399	25863	68110 (AHP – 34354, BLC – 33756)
Total	195	98919	47566	51353	83639 (AHP – 37790, BLC – 45849)

Prominent Reasons for Curtailment :

- 1.Ineligible Beneficiary after verification
- 2.Possession of land not in their Name
- 3.Land Dispute
- 4.Unwillingness
- 5.Valid land document not found
- 6.Duplication

2. Modification DPR

Component	No. of Project	Project Cost Rs. in lakh	No. of units approved in CSMC	No. of Beneficiaries to Modify
Vertical III (AHP)	1	2112.00	256	11
Vertical IV (BLC)	Vertical IV (BLC)	32	7346	2200

Reasons for Modification :

- Original beneficiaries of the approved scheme could not be attached / Geo tagging could not be done as some of beneficiaries have been attached wrongly from other slum/ward/scheme
- More than one beneficiary code generated by same Beneficiary (double entry/duplicate entry) occurred in PMAY MIS portal.
- Few beneficiaries in Land dispute and death case have been observed.

Submission of Annual Capacity Building Plan for the Year 2019 - 2020

Consolidated Budget for 2019-2020:

S. No.	Activity	Budget (Rs.in Lakhs)	GOI Share (Rs.in Lakhs)	State share (Rs.in Lakhs)
1	Establishment of SLTC (10 Specialists)	94.80	71.10	23.70
2	Establishment of CLTC (190 Specialists)	1208.40	906.30	302.10
3	Trainings and Workshops	22.00	22	0
4	Exposure Visits	19.00	19	0
5	Documentation/Research	5.00	5	0
6	IEC	90.00	90	0
7	TPQM	1078.20	808.65	269.55
8	Social Audit	5.50	5.5	0
9	Geo-Tagging (131754 Dus@ Rs200/- per DU)	263.51	263.51	0
Total		2786.41	2191.06	595.35

- Out of 199 Specialists proposed in the CB plan for 2019-20 , 92 Specialists have already been engaged under various categories and the balance 107 specialists are yet to be engaged under HFA.

In SLTC:

Sl.No	Post	No of Specialists proposed	No of Specialists engaged	No of Specialists to be engaged
1	Municipal Civil Engineer	3	3	0
2	MIS Specialist	1	1	0
3	Town Palnning Specialist	1	1	0
4	GIS Specialist	1	1	0
5	Housing Finance and Policy Specialist	1	1	0
6	Capacity Building Specialist	1	0	1
7	Project Planning Officer and Urban Management Specialist	1	1	0
8	Information Education and Communication Specialist	1	0	1
Total		10	8	2

In CLTC:

Sl.no	Designation of Specialist	No of Specialists proposed	No of Specialists engaged	No of Specialists to be engaged
1	Municipal Civil Engineer	61	61	0
2	MIS Specialist	70	12	58
3	Town Palnning Specialist	27	2	25
4	GIS Specialist	15	5	10
5	Housing Finance and Policy Specialist	2	0	2
6	Capacity Building Specialist	6	4	2
7	Social Development Specialist	8	0	8
		189	84	105

Glimpse of Progress
Photographs of AHP in
Tamil Nadu

AHP - KOVAIPUDUR

COIMBATORE

No. of Unit : 672 Project Cost : 5641.02 Lakh



THIRU.VI.KA NAGAR

COIMBATORE

No. of Unit : 256 Project Cost : 2058.73 Lakh



Kottagoundampatty - Salem

No of Unit : 216 Project Cost : 1795.00 Lakh



Namakkal – Nagarajapuram

AHP Project

No. of Unit : 240 Project Cost : 1954.00 Lakh



Namakkal – LBS PH III & PH IV

AHP Project

No. of Unit : 1152 Project Cost : 9162.48 Lakh



Namakkal –Phase IV

AHP Projects



Nagamangalam MGR Nagar -Trichy

AHP Projects

Unit: 512 Project Cost : 3701.00 Lakh



Pillayarpatti-Thanjavur

AHP Projects

No. of Unit: 256 Project Cost : 1948.00 Lakh



KULAVAIMEDU- VELLORE
AHP Project

No. of Unit: 192 Project Cost : 1590.23



Madurai - Rajakkur Ph II

No. of Unit : 1088, Project Cost : 8975.00



VEERAPANDI
TIRUPPUR

No. of Unit: 1280 Project Cost : 9611.42



Indira Gandhi Kuppam - Chennai
AHP Projects

No. of Unit : 128 Project Cost :1090.00 Lakh



Dhobikana – Chennai
AHP Projects

No. of Unit : 128 Project Cost : 1021.00 Lakh





POONGA NAGAR – MADURAI AHP Projects

No. of Unit: 76 Project Cost : 502.39



Sambathottam- Nagapattinam
AHP Projects

No. of Unit: 336 Project Cost : 2602.36 Lakh



Erode - Bhavani Road Phase I

No. Of Unit: 448 Project Cost :3546.77 Lakh



Pudukottai - Narimedu

No. Of Unit: 1920 Project Cost :15058.14 Lakh

39



BHARATHI NAGAR
TIRUPPUR

No. of Unit: 288 Project Cost : 2257.00 Lakh



JJ NAGAR

UDUMALAIPETTAI

Unit: 320 Project Cost : 2626.00 Lakh



PRAKASAPURAM

KETHI TP

No. Of Unit: 172 Project Cost :1868.00 Lakh



Trichy - Vannarapettai

No. Of Unit : 384, Project Cost : 3159.38 Lakh



Chennai - Manali New Town Phase 1

No.of Unit : 288 ;

Project Cost : 3168.00 Lakh



Chennai - KP Park

No. Of Unit : 864

Project Cost : 7128.00



Shot on OnePlus
By R.M.P

Chennai - Thailavaram

No. Of Unit : 480 Project Cost : 3951.58



Sanapiratty- Karur

AHP Project

No Unit : 192 Project Cost : 1608.28 Lakh



Anjugramam – Paraikangal Colony

No. of Unit : 480 Project Cost : 3624.00 Lakh



Kovilpatti- TNHB Land Bank Ph II

No. of Unit : 92 Project Cost : 800.00 Lakh



Kovilpatti- TNHB Land Bank Ph II

No. of Unit : 120 Project Cost : 1025.00 Lakh



Pre – Fab Technology - Photos

Chennai – NTO Kuppam

No. of Unit : 480 Project Cost :5880.00 Lakh



Monolithic Concrete Technology - Photos





Karur - Nehru Nagar

No. Of Unit : 640 Project Cost : 5550.00 Lakh

N/W: CONSTRUCTION OF 640 TENEMENTS IN NEHRU NAGAR, THORANAKALPATTI VILLAGE OF KARUR MUNICIPALITY AND DISTRICT UNDER PMAY-AHP-(VERTICAL III)



N/W: CONSTRUCTION OF 640 NOS OF TENEMENTS IN NEHRU NAGAR, THORANAKALPATTI VILLAGE OF KARUR MUNICIPALITY AND DISTRICT UNDER PMAY-AHP-(VERTICAL III)



Chennai - Moolakothalam – phase 1

No. of Unit 648

Project Cost : 8424.00 Lakh



Chennai - Moolakothalam – phase 2

No. of Unit : 396

Project Cost : 5405.00 Lakh



Chennai - TT Block

No. of Unit : 468

Project Cost : 6060.00 Lakh



AHP - KOVAIPUDUR

COIMBATORE

No. of Unit : 672 Project Cost : 5641.02 Lakh



THIRU.VI.KA NAGAR

COIMBATORE

No. of Unit : 256 Project Cost : 2058.73 Lakh



Kottagoundampatty - Salem

No of Unit : 216 Project Cost : 1795.00 Lakh



Namakkal –Phase III

No. of Unit : 960 Project Cost : 7606.00 Lakh



Namakkal – Nagarajapuram

AHP Project

No. of Unit : 240 Project Cost : 1954.00 Lakh



Nagamangalam MGR Nagar -Trichy

AHP Projects

Unit: 512 Project Cost : 3701.00 Lakh



Pillayarpatti-Thanjavur

AHP Projects

No. of Unit: 256 Project Cost : 1948.00 Lakh



KULAVAIMEDU- VELLORE
AHP Project

No. of Unit: 192 Project Cost : 1590.23



VEERAPANDI
TIRUPPUR

No. of Unit: 1280 Project Cost : 9611.42



Indira Gandhi Kuppam - Chennai
AHP Projects

No. of Unit : 128 Project Cost :1090.00 Lakh



Dhobikana – Chennai
AHP Projects

No. of Unit : 128 Project Cost : 1021.00 Lakh





POONGA NAGAR – MADURAI AHP Projects

No. of Unit: 76 Project Cost : 502.39



Sambathottam- Nagapattinam
AHP Projects

No. of Unit: 336 Project Cost : 2602.36 Lakh



Erode - Bhavani Road Phase I

No. Of Unit: 448 Project Cost :3546.77 Lakh



Pudukottai - Narimedu

No. Of Unit: 1920 Project Cost :15058.14 Lakh

74



BHARATHI NAGAR
TIRUPPUR

No. of Unit: 288 Project Cost : 2257.00 Lakh



JJ NAGAR

UDUMALAIPETTAI

Unit: 320 Project Cost : 2626.00 Lakh



PRAKASAPURAM

KETHI TP

No. Of Unit: 172 Project Cost :1868.00 Lakh



Namakkal –Phase IV

AHP Projects

No.of Unit : 192 Project Cost : 1557.00 Lakh



Kilkathirpur – Kancheepuram

No. of Unit : 2112 Project Cost :19008.00 Lakh



Trichy - Vannarapettai

No. Of Unit : 384, Project Cost : 3159.38 Lakh



Chennai - Manali New Town Phase 1

No.of Unit : 288 ;
Project Cost : 3168.00 Lakh



Chennai - KP Park

No. Of Unit : 864

Project Cost : 7128.00



Chennai - Thailavaram

No. Of Unit : 480 Project Cost : 3951.58



Madurai - Rajakkur Ph II

No. of Unit : 1088, Project Cost : 8975.00



Karur - Nehru Nagar

No. Of Unit : 640

Project Cost : 5550.00 Lakh

Construction of 640 tenements with Development works in Nehru Nagar, Thoranakkalpatty in Karur Municipality and District under HFA-PMAY-AHP.



Sanapiratty- Karur

AHP Project

No Unit : 192 Project Cost : 1608.28 Lakh

Construction of 192 tenements with Development works at Sanapiratty Phase I&II in Karur Municipality and District under HFA-PMAY-AHP



Anjugramam – Paraikangal Colony

No. of Unit : 480 Project Cost : 3624.00 Lakh



Kovilpatti- TNHB Land Bank Ph II

No. of Unit : 92 Project Cost : 800.00 Lakh

88



Kovilpatti- TNHB Land Bank Ph II

No. of Unit : 120 Project Cost : 1025.00 Lakh

89



Moolakothalam – phase 1

No. of Unit 648

Project Cost : 8424.00 Lakh



Moolakothalam – phase 2

No. of Unit : 396

Project Cost : 5405.00 Lakh



Gowthamapuram - Chennai

No. of Unit : 840

Project Cost : 11180.00 Lakh



**Glimpse of Photographs of
Completed Houses Under
BLC in Tamil Nadu**

Chennai



Sathyamangalam



Thiruchirappalli



Ramanthapuram Municipality



TIRUNELVELI DISTRICT

98




VIRUDHUNAGAR DISTRICT

99



338038025731800015 - Solaiyappan



G.Thandapani Murugan
338038015956700004

Avadi Municipality



Tiruchengode Municipality



Alampalayam TP



Padaiveedu TP



THOOTHUKUDI DISTRICT

103



KANYAKUMARI DISTRICT

104



KANYAKUMARI DISTRICT

105



Kodaikanal Municipality



Coimbatore Corporation





Pollachi Municipality

109



Udumalaipettai Municipality

110





THANK YOU